

IM-130CPE-32

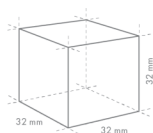
Cuber, Self Contained

Production Capacity (kg/24h) approx. (AT 10°C, WT 10°C): 116

Storage bin capacity (kg): 38



ICE TYPE: Extra large cubes - 32



Cube Size: **XL-32**
Weight: 31 g

ACCESSORIES INCLUDED

Scoop, installation kit

OPTIONAL ACCESSORIES

4HC-H water filtration, scoop holder kit, UV-C sanitization kit

CORRESPONDING WATER FILTERS

4HC-H Single Water Filter, 4HC Replacement Cartridge

PRODUCT SERIES: IM CUBE
ITEM NUMBER: M116-D002
COUNTRY OF ORIGIN: UK

Hoshizaki IM-130CPE-32 Cube model is a self-contained ice maker producing up to 116 kg of cube ice per 24 hours.

Ice cube dimensions and weight - disclaimer: The drawing is for illustration purposes only. Cube size and weight may differ due to local installation conditions.

- Ice making system with an automatic rinse cycle
- Each ice cycle is made with fresh water
- Closed Cell System helps produce compact, hard and geometrically perfect ice
- Closed water circuit for contamination protection
- Easy external access to control panel
- UV-C sanitization function is retrofittable
- System comes with a magnetic DC water pump with variable speed that has no direct coupling, which prevents any leakage
- Cleanable air filter
- Removable door gasket
- Easily removable water pan assembly

WARRANTY PERIOD

3 Years on Parts & Labour - based on country agreement

EXTERIOR

Stainless steel AISI 430, Galvanized steel (Rear)

Refrigerant: R290 / Refrigerant (kg): 0.125 / CO2 equivalent (kg): 0.375

OPERATING CONDITIONS

Ambient Temp.: 1-40°C, Water Supply Temp.: 5-35°C, Water Supply Pressure: 0.07-0.8MPa (0.7-8bar), Voltage Range: Rated Voltage $\pm 6\%$

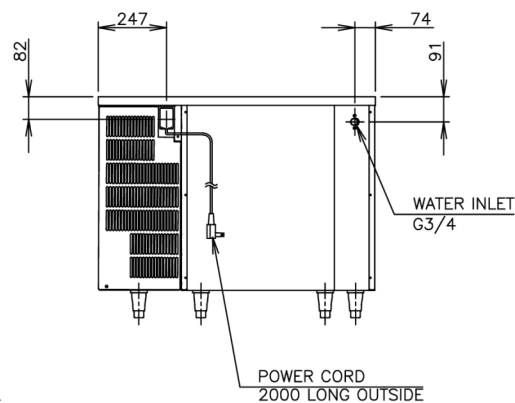
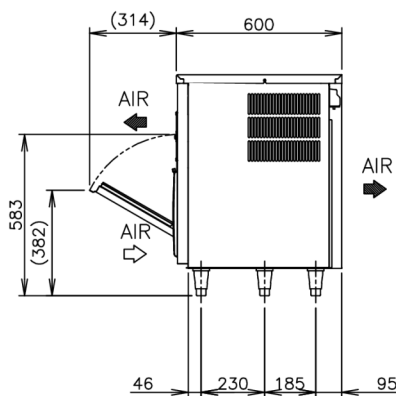
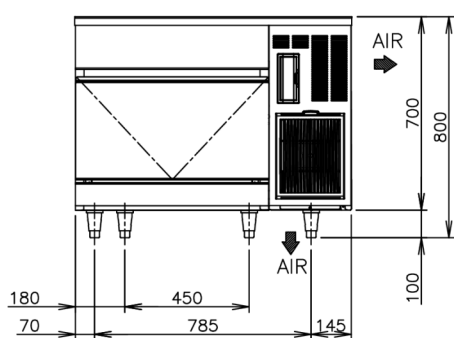
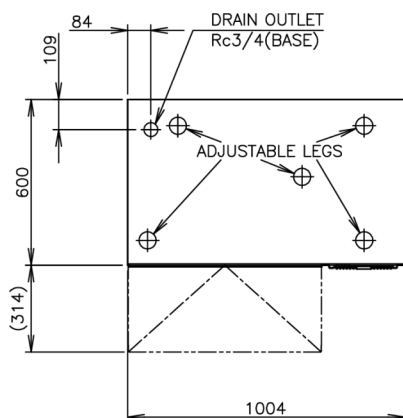
CERTIFICATIONS





HOSHIZAKI

IM-130CPE-32



TECHNICAL SPECIFICATIONS

Cooling System	Production Capacity (kg/24h) approx. (AT 10°C, WT 10°C)	Production Capacity (kg/24h) approx. (AT 21°C WT 15°C)	Production Capacity (kg/24h) approx. (AT 32°C WT 21°C)	Power Supply	Electrical Circuit Breaker Protection (A)	Electric Consumption (kW)	Water Consumption (m3/24h) approx. (AT 10°C WT 10°C)	Heat Rejection (AT 32°C, WT 21°C) (kW)
Air Cooled	116	102	92	1/220 - 240V/50Hz	5	0.585	0.43	1.45

SHIPPING SPECIFICATIONS

Dimensions W x D x H (mm), legs excluded	Dimensions of Legs (mm)	Net Weight (kg)	Dimensions, Packed, W x D x H (mm)	Gross Weight, Packed (kg)	Volume Packed (m3)
1004 x 600 x 700	for legs add 100mm	80	1110 x 700 x 875	91	0.68

Disclaimer: Every effort has been made to ensure that the information contained in this spec sheet is accurate at the time of publishing. Hoshizaki Europe BV assumes no responsibility or liability for typographical errors or omissions or for any misinterpretation of the information within the publication and reserves the right to change without notice.

Please observe: This type of icemaker is on special order only. Please take longer lead times into consideration.



Hoshizaki Belgium
Hoshizaki Danmark
Hoshizaki Deutschland
Hoshizaki France
Hoshizaki Iberia
Hoshizaki Italia
Hoshizaki Middle East

info@hoshizaki.be
info@hoshizaki.dk
vertrieb@hoshizaki.de
info@hoshizaki.fr
info@hoshizaki.es
commerciale@hoshizaki.it
sales.ex@hoshizaki-europe.com

Hoshizaki Netherlands
Hoshizaki Norge
Hoshizaki Sverige
Hoshizaki UK
Export countries
Other countries

info@hoshizaki.nl
salg@hoshizaki.no
orderSE@hoshizaki.dk
uksales@hoshizaki.uk
sales.ex@hoshizaki-europe.com
sales.ex@hoshizaki-europe.com

www.hoshizaki-europe.com